


Epigenetics: the genome and its environment

Auteur :

KHOCHBIN Saadi, Directeur de recherche au CNRS, Institut Albert Bonniot, Université Grenoble Alpes

05-01-2025



Modern biology is discovering so-called "epigenetic" mechanisms that allow the genome to modulate its functioning without modifying the information contained in the genes themselves. Knowledge of these mechanisms makes it possible to better understand the impact of the environment on cell function, to better understand diseases and to consider innovative therapeutic approaches (see also [Epigenetics: How the environment influences our genes](#)).

1. Life and information

One of the main characteristics of living organisms is their ability to reproduce. Reproduction refers to the **transmission** to the offspring of all the **information** necessary for life, its maintenance and its future **retransmission**. We now know that this information is stored in the genome{ind-text}Genetic material of a living organism. It contains genetic information encoding proteins. In most organisms, the genome corresponds to DNA. However, in some viruses called retroviruses (e.g. HIV), the genetic material is RNA.{end-tooltip}. After reproduction, the genome inherited from the parents directs the formation of a new organism. The information conveyed by the genome is stable. It adapts to unexpected changes only by following processes of **alteration** and random gene **selection** (see [The Genome between stability and variability](#) & [Genetic polymorphism and variation](#)), which may occur over a considerable time scale or never succeed.

In recent years, the media has made the term "epigenetics" known to the general public. A term often defined as information that is not directly genetic, transmissible to offspring and responsible for phenotypes{ind-text}All the observable characteristics or traits of an individual (anatomical, physiological, molecular, behavioural, etc.).{end-tooltip} that can be measured.

Like genetics, epigenetics studies molecular systems that store, convey and express information governing living organisms. To fully understand epigenetics and genetics, it is first necessary to understand the close interconnection between the information and the result of its expression. All life forms are the result of the expression of information that drives the construction of various organized molecular systems that ensure life, its maintenance and transmission.

Most of this **information** is carried by a molecule in the form of a long chain, DNA{ind-text}Abbreviation for deoxyribonucleic acid. A macromolecule composed of nucleotide monomers formed of a nitrogenous base (adenine, cytosine, guanine or thymine) linked to deoxyribose, itself linked to a phosphate group. It is a nucleic acid, like ribonucleic acid (RNA). Present in all cells and in many viruses, DNA contains genetic information, called genome, that enables the development, functioning and reproduction of living beings. The DNA molecules of living cells are formed by two antiparallel strands wrapped around each other to form a double helix.{end-tooltip}. It is a succession of four basic units, codified by the letters A, G, C and T. Along the DNA, this information is stored in the genes and together they define the **genome** (Figure 1). Within genes, a combination of three of these letters identifies an amino acid whose succession gives rise to proteins.

As life is a complex phenomenon, it also depends on very complex interactions between its constituent elements encoded by genes. These genes must therefore not only be able to express themselves in a regulated way in time and space, but also **coordinate their actions**. They must also **adapt their operations** to a **constantly changing environment**. In addition, like all organized systems, cells need energy, which is also closely connected to the environment.

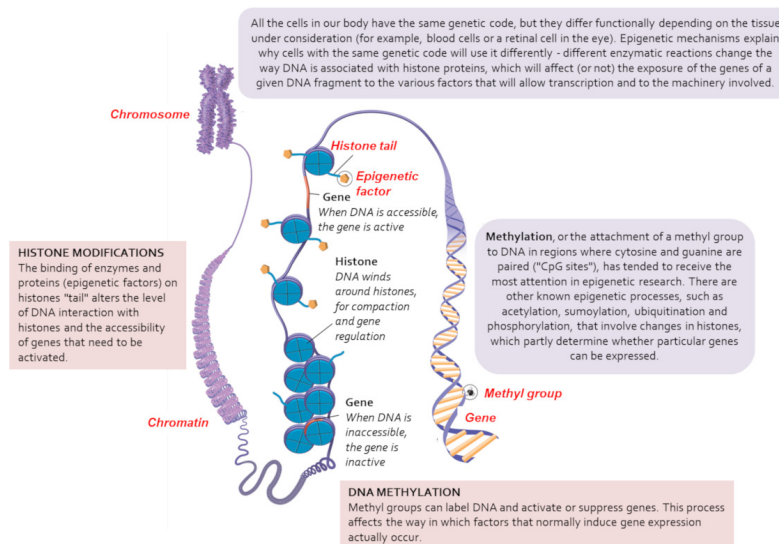


Figure 1. From chromosomes to genes: organization and epigenetic modifications of the genome. The genome is organized within a structure known as chromatin. This includes DNA interacting with proteins called histones. Four different histones form the basic unit of chromatin: the nucleosome. By interacting with each other, nucleosomes form a "pearl necklace" chain. DNA and histones can be chemically modified, creating a molecular markup system that is an integral part of the epigenome. [Source: Diagram adapted from © 2012 janewhitney.com Licence Public Domain Mark 1.0; see ref. [1]]

The communication of genes between themselves, with their environment and the sources of energy and matter, allows the coherence of the entire cellular system and the expression of life.

Genes operate continuously in a programmed and programmable manner. In response to the various stimuli, they allow the

establishment and maintenance of all cellular structures and make them dynamic and adaptable. Coded by certain genes, specific molecular regulators ensure appropriate expression of the genome in response to various internal or external stimuli.

2. Non-genetic information

There is a second level of information of a less comprehensible nature than that carried by the genetic code, which instructs and controls the functioning of genes in a more or less stable manner and possibly transmissible to the offspring. Essentially, this information is directly associated with DNA either in the form of chemical modifications of DNA or with proteins: histones{ind-text}Basic proteins that combine with DNA to form the basic structure of chromatin. Histones play an important role in DNA packaging and folding.{end-tooltip}.

Histones allow the long DNA chain (Figure 1) to be packaged in a small volume such as that of the nucleus of eukaryotic organisms. They also allow the storage of information related to the regulation of gene expression.

The nature and degree of gene packaging determines their ability to be expressed or to remain silent. The **chemical modifications** of these histones and their nature carry information, read in time, that modifies the expression of the underlying or remote genes.

These chemical modifications are reversible thanks to specific enzymes. These enzymes place or remove these modifications and thus establish or modify the instructions given to genes, thus modulating their expression.

These chemical modifications can therefore be considered as **molecular markers**, recognized by machinery that controls access to genes. A series of instructions keeps the DNA buried in the histones and not accessible. Other instructions, on the contrary, make genes visible to the elements that regulate their expression.

3. Epigenome and stability of genome function

All these modifications define the epigenome{ind-text}All the modifications that occur in the regulation of a cell's genes.{end-tooltip} which corresponds to a significant part of the epigenetic information carried by the cell. Functionally, the epigenome participates, among other things, in the definition of **cellular identity** by ensuring the specific expression of genes in each cell type and in the different tissues that constitute us. For example, the human organism has nearly 200 different types of cells. The different nature of these cells can be explained by a differential expression of genes present in all cells. Although research continues on the mechanisms that drive these cellular differentiations, we know that gene expression remains stable in fully differentiated cells and is well resistant to change. It is a very important security system because the identity of each cell depends on it... and therefore the proper functioning of the organism.

This resistance to change is largely based on the stability of epigenetic information associated with genes. It is partly for this reason that the reprogramming of adult cells into stem cells{ind-text}Undifferentiated cells capable of generating specialized cells by cell differentiation. They can be maintained by proliferation in the body or indefinitely in culture. Stem cells are present in all multicellular living beings... {end-tooltip}, *i.e.* de-differentiation, remains ineffective... even following the process discovered by the 2012 Nobel Prize winner, Shinya Yamanaka. This discovery shows that differentiated cells can be reversed. How? By using direct regulatory factors for gene expression that are normally active in stem cells, but not in differentiated cells. Research by Yamanaka and others shows that this reprogramming works on only a negligible fraction of cells. The vast majority of cells escape the action of these factors.

In question? The stability of epigenetic information that prevents the change of the gene expression program. This same stability protects us from genome dysfunction and the occurrence of serious diseases such as cancer.

4. New concepts

All the enzymes involved in the chemical changes of DNA, histones and other regulatory proteins use molecules from the **cell metabolism** {ind-text}All the biochemical reactions that take place within a cell to allow the body to maintain itself alive, reproduce, develop and respond to its environment.{end-tooltip} To achieve these changes. As for the enzymes that remove these changes, they may depend on or be sensitive to molecules produced by metabolism.

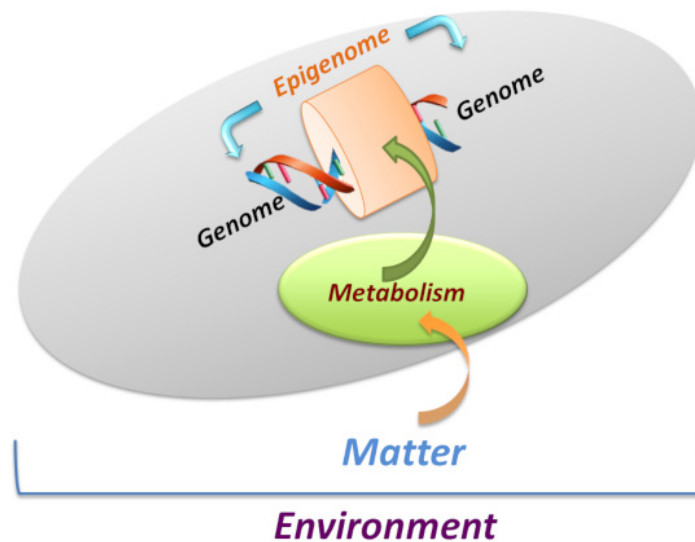


Figure 2. How does the genome integrate information from its environment? Cellular metabolism includes all chemical reactions that synthesize or break down the molecules that make up the cell. Some compounds generated during these processes directly control the chemical changes in histones and DNA and thus impact gene function and can contribute to leaving a memory of a given event in the genome. There is a continuous flow of matter between the environment, metabolic processes and the epigenome. This adapts and adjusts the activity of the genome according to the state of metabolism and thus indirectly to the environment. [Source: Scheme by © Saadi Khochbin]

The so-called "**epigenetic**" **enzymes** therefore directly **link cellular metabolism** and **gene expression** control. In fact, the **information** put in place by these enzymes **impacts gene expression** in a more or less stable way, reflecting the metabolic state of the cells. In other words, the state of cellular metabolism largely determines the instruction given to cellular machinery to express genes or not. Metabolism is therefore the key component of the communication system between the genome and the environment. **Through metabolism, environmental changes can therefore impact gene expression.** This point is a central element. Diet, physical effort or sedentary life, diseases, aging...: everything that influences metabolism can modify the expression of our genes.

Many experimental results using various model organisms such as yeast, *Arabidopsis* plant, *Drosophila* fly, *C. elegans* worm or mouse, show that a diet or simply the experience of a particular stress or conditioning can influence offspring, without changing their DNA. However, the precise mechanisms of this phenomenon are still elusive. Among other examples, the bee is interesting in its development and the phenotypes expressed are strongly influenced by its food.

5. New applications: translational epigenetics

These discoveries reveal critical aspects of the regulation of cell life and organisms. They also open up considerable fields of application in biotechnology and human health... and even in sociology.

The direct connection between epigenetic mechanisms and the environment makes it possible to identify environmental disrupters that can influence gene function. The effects of these disturbances can also be determined. With regard to pathologies, it is possible to modify the state of gene expression to move cells away from the pathological and pathogenic state and/or to make them more receptive to targeted or generalist treatments.

The **reprogramming of cells** has immense applications in regenerative medicine and biotechnology. Understanding these epigenetic mechanisms also makes cell reprogramming much more effective. The result is many potential applications for medicine, agriculture and related industries.

In addition, the pharmaceutical industries have realized that a new field of applications is opening up to develop many new drugs. Indeed, the **epigenetic "tags"** educating the genome are the result of dozens of enzymatic activities. Small molecules regulating these enzymes can therefore be used to change the nature of these instructions and thus modify the state of gene expression. Other molecules can modify the recognition of these "beacons" by cellular machinery and therefore also modify the instructions given to genes.

These various natural or synthetic molecules should make it possible to act at different levels on gene expression. This prospect of the emergence of new drugs covers a wide range of diseases. For cancer, the first generations of so-called "**epigenetic**" **drugs**

are already being used in clinical or patient trials.

This knowledge of epigenetics also defines the basis for good lifestyle practice and can improve **public health** in general and is therefore of considerable **societal and political importance**. A thorough knowledge of the impact of food, air and water quality and lifestyle on the state of gene expression provides the opportunity to rationalize the management of your environment, food and lifestyle to optimize your well-being.

Economically, the impact of this new knowledge is immense because not only the pharmaceutical industry but also the world of biotechnology and the agri-food industry are directly concerned.

In conclusion, by providing us with an understanding of the interface between the environment and the genome, epigenetics is at the heart of a major scientific, political and economic revolution.

Politicians must realize these challenges. And that our universities are committed to training our future researchers in this field. This is a new challenge of modern times: seizing this opportunity can have important consequences on our position in the world to come.

References and notes

Cover image. [Source: © Christoph Bock, *Max Planck Institute for Informatics*; Licence (CC BY-SA 3.0) via Wikimedia Commons]

[1] Original figure https://openi.nlm.nih.gov/detailedresult.php?img=PMC349191936_ehp.120-a396.g002&req=4

L'Encyclopédie de l'environnement est publiée par l'Université Grenoble Alpes - www.univ-grenoble-alpes.fr

Pour citer cet article: **Auteur** : KHOCHBIN Saadi (2025), Epigenetics: the genome and its environment, Encyclopédie de l'Environnement, [en ligne ISSN 2555-0950] url : <http://www.encyclopedie-environnement.org/?p=6934>

Les articles de l'Encyclopédie de l'environnement sont mis à disposition selon les termes de la licence Creative Commons Attribution - Pas d'Utilisation Commerciale - Pas de Modification 4.0 International.
