

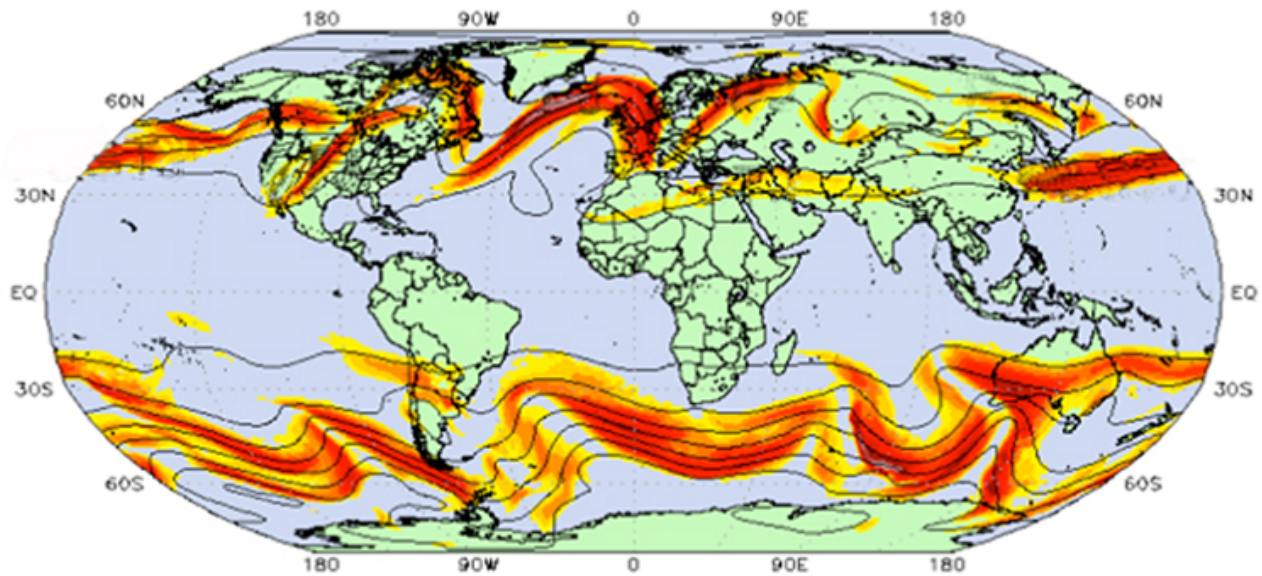
Jet streams

Auteurs :

MOREAU René, Professeur émérite à Grenoble-INP, Laboratoire SIMaP (Science et Ingénierie des Matériaux et des Procédés), membre de l'Académie des sciences et de l'Académie des technologies

FLOR Jan-Bert, Directeur de recherche au CNRS, laboratoire des Ecoulements Géophysiques et Industriels (LEGI), Université Grenoble Alpes (UGA)

05-01-2025



(c)2011 www.netweather.tv

Jet streams, major winds that flow from west to east in the atmosphere, can be explained by analogy with the rotation of skaters on ice. Indeed, these two phenomena have in common a remarkable property of fast rotating movements: the invariance of the angular momentum. Nevertheless, due to friction on the ground in the atmospheric boundary layer and energy withdrawals due to turbulence, the speeds of these winds are significantly lower than the values deduced from this invariance property.

1. From figure skating to jet streams

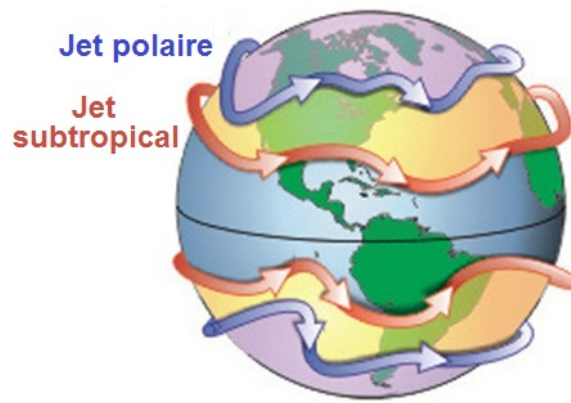


Figure 1. Typical jet stream pattern around the globe, moving from west to east, on either side of Ferrel's cell (yellow colour). The polar stream (blue color) is the fastest (its speed can reach 300 km/h) and the most unstable of the two. It is avoided by transatlantic flights to the west and on the contrary sought by flights to the east. The speed of the subtropical jet stream never exceeds 100 km/h. [© NOAA]

Increasingly observed and measured during the 20th century, thanks to advances in aeronautics, **jet streams** had long been a real enigma for meteorologists: why do these winds turn around the planet, from west to east like the Earth itself, forming four rings in over-rotation? This may seem paradoxical, since it implies that these winds rotate faster than the planet. Figure 1, already present in another article in this encyclopedia (read [Atmospheric circulation: its organization](#)), schematizes their instantaneous positions and instability. The purpose of this article is to provide an explanation, based on a strong property that characterizes rotating mechanical systems: the **conservation of the angular momentum** when friction is negligible. Interested readers can find a justification for this property in classic texts or courses [1] (read [The Laws of Dynamics](#)). In this article, let us limit ourselves to recalling this property of invariance, interpreting it and evaluating its consequences for **jet streams**.

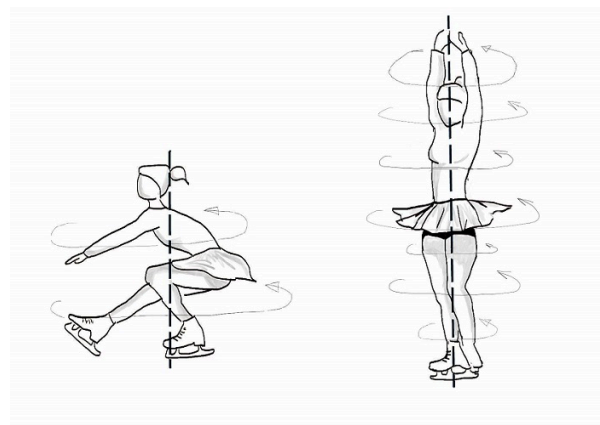


Figure 2. Illustration of the conservation of the angular momentum of an ice skater. On the left, she takes her support and starts a rotational movement by extending her second leg and both arms perpendicular to the vertical axis of her body, maximizing her average radius. On the right, the skater has acquired a much higher rotational speed to compensate for the sudden reduction in her average radius.

How does this property of invariance translate into? The well-known example for interpreting and understanding it is the **very fast rotation of skaters on ice** when they tighten their entire body around their vertical axis (Figure 2). First of all, to start turning, they take a strong support on one of their very bent legs, while keeping the other leg and their arms as far apart as possible. They use their momentum and their average radius r_1 made as large as possible ($r_1 \approx 0.8$ m) to acquire a certain angular velocity ω_1 and an initial angular momentum [2] $m\omega_1(r_1)^2$, where m denotes the mass of the skater that will remain invariant. Once this is done, they quickly tighten the spread limbs, as shown in Figure 2, reducing their average radius to a value r_2 much smaller than r_1 , say $r_2 \approx 0.3$ m. To maintain the skater's kinetic moment, this decrease in radius must be compensated by an increase in angular velocity, which becomes $\omega_2 = \omega_1(r_1)^2 / (r_2)^2 = 7\omega_1$. Thus, the skater capable of initially starting at 2 laps per second manages to turn at a speed close to $2 \times 7 = 14$ laps per second, sufficient for the spectators to have a blurry image of him. However, if the friction of the air is low, the friction of the skate on the ice is high and quickly slows down and stops the skater's rotation.

As we will see, this invariance property is at the origin of important atmospheric phenomena, including **jet streams**, the subject of this article. Many other phenomena visible on planets (Saturn's ring), in stars (concentration of the solar wind towards solar latitudes of 70°) and in galaxies (accretion discs) can also be interpreted using this invariance property.

2. The subtropical jet stream

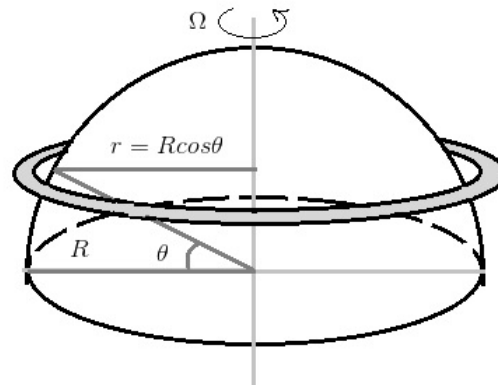


Figure 3. Diagram of the northern hemisphere of the Earth, where Ω represents its angular velocity, R its radius and r the distance from the ground to the axis of rotation at a latitude θ . The ring represents a jet stream, present at the top of the troposphere at a given latitude θ and assumed stationary.

Let us isolate by thought an air pack subjected to the ascendancy of the equatorial region commented in the article [The key role of the trade winds](#). It leaves the ground with an **absolute horizontal speed** close to that of the Earth, i.e. 1600 km/h, and rises towards the limit altitude of the troposphere, close to 15 km at this latitude. Absolute speed V_a refers to the speed that would see an observer far away in space and not rotating with the Earth; on the contrary, **relative speed** V_r is the speed that an observer in solidarity with the Earth sees. The air packet then enters one of Hadley's cells (read [Atmospheric Circulation: Its Organization](#)). In this rotating system, its path is necessarily marked by the **conservation of its angular momentum** [3] (read [The laws of dynamics](#)).

The invariance of the angular momentum of this air package is reduced to that of the $V_a r$ product since the mass m must also be invariant. However, the absolute velocity V_a is the sum of the planet's driving speed, which can be written Ωr by designating by Ω the angular velocity of the Earth, and the relative velocity V_r of the air packet with respect to the Earth. The invariant quantity in this rotating system is therefore: $V_a r = (\Omega r + V_r) r$. In the vicinity of the equator and at low altitude (zero latitude and zero relative velocity), it is ΩR^2 by designating R as the radius of the Earth that is assumed to be spherical. At the top of the troposphere, at an altitude close to 15 km, still a distance from the neighbouring axis of $R \approx 6400 \text{ km}$, it can be assumed that it has the same value ΩR^2 as at ground level.

In the upper part of the Hadley cell, following the current in the southern plane, the latitude θ increases to values close to $\pm 30^\circ$ and the distance to the axis becomes $r = R \cos \theta$ (see Figure 3). The conservation of the angular momentum then leads to the relationship $(\Omega R \cos \theta + V_r) R \cos \theta = \Omega R^2$, i.e. $V_r = \Omega R (1 - \cos^2 \theta) / \cos \theta$. At the latitude of the equator ($\theta = 0$), it drives an air flow at a relative speed of zero, which means that the air rotates at the same speed as the solid planet. But at latitude $\theta = 30^\circ$, typical of tropical *jet stream*, this relationship leads to $V_r \approx 0.29 \Omega R \approx 460 \text{ km/h}$, which means that the air must then rotate faster than the solid planet. This value is much higher than the actual speed of this wind, which is always less than 100 km/h; but it is quite understandable that the **losses of kinetic moment due to friction and turbulence** are sufficient to reduce this prediction to a realistic value. These losses are the atmospheric equivalent of the braking of ice skaters.

3. The powerful polar jet stream

It is by far the fastest of the two since it reaches speeds of around 300 km/h; it is also the one we are talking about when we talk about **jet stream** in the singular. Its average latitude, at the intersection of the Ferrel cell and the polar cell (read [Atmospheric circulation: its organization](#)), is close to $\pm 70^\circ$. If we applied the relationship seen above with $\cos \theta = 1/2$, we would find a relative speed $V_r \approx 2400 \text{ km/h}$. This estimate is not at all justified, because the air packets that reach the top of the troposphere at this latitude do not come from near the equator. Nevertheless, it illustrates the enormous potential for increasing relative speed associated with reducing the distance to the Earth's axis when latitude becomes large enough.

It has been understood that the air packages arriving at the top of the troposphere at latitudes close to $\pm 70^\circ$ come either from the

Ferrel cell or from the polar regions. The first ones passed near the ground, in the atmospheric boundary layer where friction is high. If they had kept the angular velocity of the planet Ω , their angular momentum would be close to $3\Omega R^2/4$ when they leave the ground. If they reached the top of the troposphere without significant energy dissipation, the same formula would lead to a relative speed $V_r \approx 1600$ km/h. As with the tropical *jet stream*, it is therefore necessary to take friction into account to arrive at a realistic order of magnitude, close to 300 km/h. As for the air supplied by the polar cell, since it comes from the vicinity of the poles, where the distance to the axis is very small, it does not provide as much kinetic moment as the air supplied by the Ferrel cell. Its influence consists mainly in locating the polar convergence zone towards a latitude close to $\pm 70^\circ$, between the Ferrel cell where air flows northwards near the ground and the polar cell where it flows southwards.

4. Strongly slowed currents

One may wonder why these currents remain so much slower than the predictions deduced from the conservation of the angular momentum and why they suffer such significant energy losses, to the point of dividing by about 5 the speed of each jet stream. In the case of the **subtropical jet**, these losses cannot come directly from the viscous friction which is quite negligible in the upper part of the Hadley cell. It is located at an altitude of around 15 km, much higher than the thickness of the **atmospheric boundary layer**, which is in the order of a few hundred metres. The answer is quite simple: these losses come from the intense turbulent agitation in the updraft of the **Inter Tropical Convergence Zone (ICTZ)**, disrupted by the highly unstable and variable convective movements of the tropical regions. These originate at the interfaces between warm air over continents during the day and cold air over the oceans. The very light currents of warm air rise; the heavier cold currents descend; together they create and maintain large cells with a strong convection movement, very turbulent and often stormy. It is this turbulence that takes a large part of the kinetic energy from the main motion and dissipates it into heat by viscosity, thus slowing the upward current that loses part of its initial angular momentum. This is a consequence of the "**doldrums**" of tropical regions (read [The key role of the trade winds](#)).

In the skater's example, friction on the ice reduces its rotation in a few seconds, allowing spectators to see the attenuation after several laps at high speed. The mechanism that slows down the **polar jet**, fed by air that circulates in the vicinity of the ground in the Ferrel cell or in the polar cell, is similar. It is the viscous friction, amplified by local turbulence in the **atmospheric boundary layer** near the ground, that reduces the initial kinetic moment of the rising air packets up the troposphere at the latitude where the Ferrel cell and the polar cell converge.

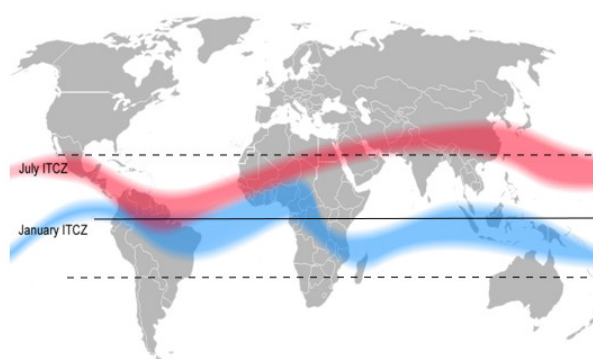


Figure 4. In red and blue, extreme positions of the equatorial eastern current related to its seasonal movements. The latitude of this current marks the separation between the Hadley cells of each hemisphere, where the trade winds converge and generate equatorial ascendancy. It is known by its English name Inter Tropical Convergence Zone, and is often referred to as ICTZ. [© Mats Halldin]

As Figure 1 suggests, the **jet streams** themselves are far from being regular and stationary winds. They are subject to instability excited by the periodic pulsations to which the troposphere is subjected. And Figure 4 shows that seasonal variations move the **Inter Tropical Convergence Zone (ITCZ)** northward in summer and southward in winter (read [The Key Role of Trade Winds](#)). The alternation between the continents over which the air is relatively dry and the oceans over which it is on the contrary loaded with moisture also contributes to this excitement. Finally, during the day, the air rising from the ground is warmer and therefore lighter than the air that has cooled, weighed down and stabilized during the night. These differences in temperature and humidity cause variations in density, which lead to very turbulent convective formations. Each of these three mechanisms has its own characteristics, but together they feed the instabilities and turbulence of jet streams, which contributes to reduce their average velocity to values about **5 times lower than the predictions derived from the invariance of the angular momentum**.

These examples of the ice skater and jet streams illustrate the remarkable consequences of preserving the angular momentum in relatively fast rotating mechanical systems. Friction on the ground and in the air, as well as turbulent mixing, are certainly antagonistic mechanisms. Nevertheless, it remains true that this invariance property is at the origin of important atmospheric phenomena, taken into account in the management of transcontinental commercial flights. Thus, to reduce fuel consumption,

flights from Europe to the United States bypass the polar jet stream from the north, and return flights are placed in this jet stream.

References and notes

Cover photo: www.netweather.tv, 2011

[1] [https://fr.wikipedia.org/wiki/Moment_kinetics_\(classical_mechanics\)](https://fr.wikipedia.org/wiki/Moment_kinetics_(classical_mechanics))

[2] The angular momentum is the product of the mass of the body by its angular velocity in the absolute (or Galilean) reference frame and by the square of its average radius.

[3] [https://fr.wikipedia.org/wiki/Moment_kinetics_\(classical_mechanics\)](https://fr.wikipedia.org/wiki/Moment_kinetics_(classical_mechanics))

L'Encyclopédie de l'environnement est publiée par l'Université Grenoble Alpes - www.univ-grenoble-alpes.fr

Pour citer cet article: **Auteurs** : MOREAU René - FLOR Jan-Bert (2025), Jet streams, Encyclopédie de l'Environnement, [en ligne ISSN 2555-0950] url : <http://www.encyclopedie-environnement.org/?p=6878>

Les articles de l'Encyclopédie de l'environnement sont mis à disposition selon les termes de la licence Creative Commons Attribution - Pas d'Utilisation Commerciale - Pas de Modification 4.0 International.
