

The colours of the sky

Auteur :

BELORIZKY Elie, Ancien Professeur à l'Université Joseph Fourier, LIPhy (Laboratoire interdisciplinaire de Physique) , UGA

16-07-2019



Why is the sky blue, clouds white, grey, or black? Why are the sunsets red? Why is the night black? Where do rainbows come from? These phenomena are largely explained by the interaction, absorption and scattering of light from the Sun with the components of the Earth's atmosphere: water droplets of various sizes, gas molecules, dust, etc. These mechanisms are at the origin of the different colours of the celestial vault and spectacular phenomena such as Brocken's spectrum.

1. The nature of light

The **Earth's atmosphere** (read the article on [The Earth's Atmosphere and Gaseous Envelope](#)), visible in the header photograph, imposes **the colour of the sky** and gives rise to surprising light phenomena such as mirages and rainbows. Some phenomena are so familiar to us that we often take them for granted. Why is the sky blue on clear days? Why are the sunsets red? Why is the night black? All these questions seem naive but their answers are not so simple and involve physical phenomena that we will try to clarify. To do this, let us recall the **constitution of light** and first of all the nature of an electromagnetic wave and its propagation mode.

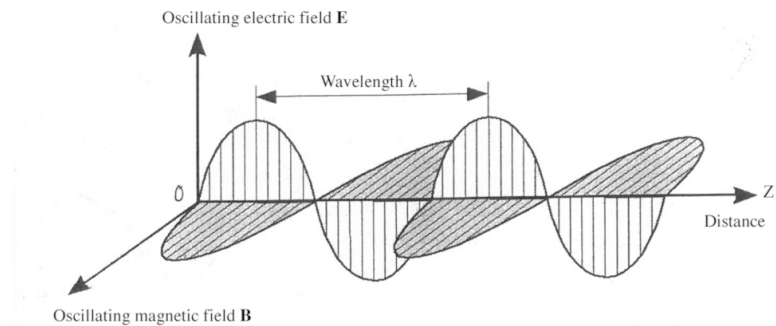


Figure 1. Representation of an electromagnetic wave propagating in the Oz direction at a given time.

Light is a **superposition of electromagnetic waves**. Such a wave includes both an electric field, noted **E**, and a magnetic field, noted **B**, oscillating at the same frequency. These two fields are perpendicular to each other and propagate in the third z -direction, orthogonal to their directions, as shown in Figure 1.

The propagation of electromagnetic waves is carried out at a speed, often called **celerity**, which depends on the considered environment. In vacuum this velocity is $c = 3 \times 10^8$ m/s (meter per second). The wavelength λ is the distance between two successive maximums of the fields. At a given point these fields cyclically oscillate with a period T , which is expressed in seconds. The wavelength is the product of this period with the speed: $\lambda = cT$. It is expressed either in metres (m) or in one of its submultiples: micrometers ($1 \mu\text{m} = 10^{-6}$ m), or nanometers ($1 \text{ nm} = 10^{-9}$ m), depending on the characteristic scale of the phenomenon. A wave can also be characterized by its **frequency** ν which is none other than the inverse of the period $\nu = 1/T$ and is expressed in hertz (Hz) ; 1 Hz corresponds to a period $T = 1\text{s}$.

The **electromagnetic spectrum** represents the distribution of all electromagnetic waves according to their wavelength or frequency. This spectrum has a considerable range and varies by 10^{18} orders of magnitude between the shortest wavelengths, those of γ rays ($10^{-14} \text{ m} < \lambda < 10^{-12} \text{ m}$) and the longest, those of radio waves ($10^{-1} \text{ m} < \lambda < 10^4 \text{ m}$), as shown in Figure 2.

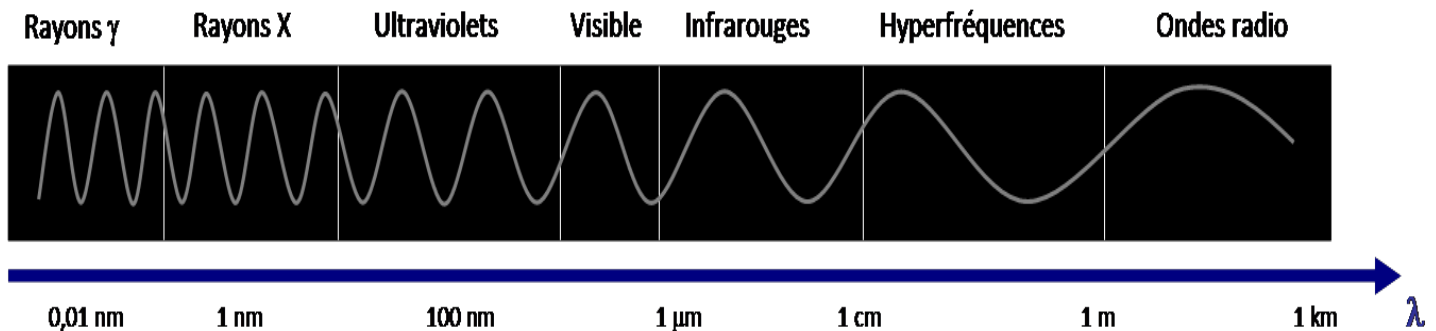


Figure 2. The electromagnetic spectrum.

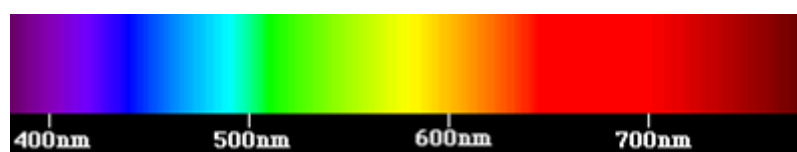


Figure 3. The visible spectrum.

The **visible domain** corresponds to the very narrow part of the spectrum perceptible by our eye, between $\lambda = 0.4 \mu\text{m}$ for violet light and $\lambda = 0.8 \mu\text{m}$ for red light (Figure 3). It is in this visible domain that solar radiation reaches its maximum intensity, in the vicinity of $\lambda = 0.5 \mu\text{m}$. White light is a superposition of waves of all wavelengths of the visible spectrum.

In fact, light has a double aspect: a wave aspect described above and a corpuscular aspect that manifests itself particularly in the energy exchanges between the Sun and the Earth's atmosphere. The corpuscles thus brought into play are "energy grains", or **photons**. Each photon carries a quantum of energy proportional to the frequency of the electromagnetic wave with which it is associated, and its energy is written $E = h\nu$ where h is the Planck constant, $h = 6.625 \cdot 10^{-34} \text{ J.s}$ (joule second). So, short-wavelength (high frequency) photons carry more energy than long-wavelength (low frequency) photons. Energy exchanges between solar radiation and the Earth's atmosphere are discretely carried out by absorption or emission of photons.

2. Interaction of solar radiation with the atmosphere

As it passes through the atmosphere, the radiation (see [Solar energies](#)) from the Sun **interacts with gaseous molecules and particles** (water droplets, dust, aerosols) which are present. Two essential phenomena then occur: **absorption** and **scattering**. When radiation is fully or partially absorbed, there is energy transfer between the radiation and the molecules with which it interacts. This results in its attenuation in the direction of propagation. For example, ozone in the stratosphere (see [The Earth's atmosphere and gaseous envelope](#)) absorbs almost all ultraviolet rays, of wavelength less than $0.3 \mu\text{m}$, which are very harmful to living species, hence the need to protect this ozone layer.

When radiation is not absorbed, it can be deflected in all directions, it is the phenomenon of atmospheric **scattering**, the nature of which depends on several factors: the wavelength of the radiation, the density and size of particles and atmospheric molecules, the thickness of the atmospheric layer to pass through. There are generally three types of scattering: **Rayleigh scattering**, **Mie scattering**, from the names of those who discovered and analyzed them, and **non-selective scattering**. The prevalence of each of these types of scattering depends on the state of the atmosphere, as described below.

3. Blue sky with Rayleigh scattering

Rayleigh scattering is due to **gaseous molecules** present in the atmosphere (O_2 , N_2 , CO_2 , water vapour, etc.) and very small dust particles. It occurs when the size of the scattering particles is much smaller than the wavelength of the radiation. Typically, the molecules at the origin of this type of scattering are smaller than the nanometer, i.e. more than a thousand times smaller than the wavelengths of visible radiation, which are about $0.5 \mu\text{m}$.

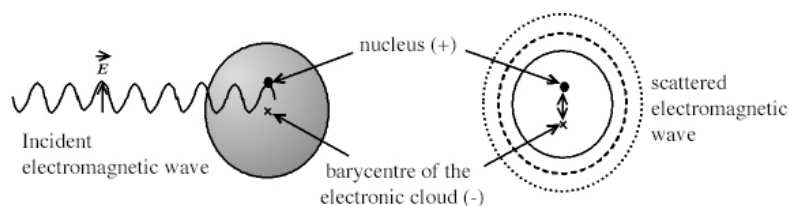


Figure 4. Rayleigh scattering : the atom excited by the electromagnetic wave re-emits a wave in all directions.

The oscillating electric field of the incident wave deforms the electronic cloud of atoms. This is the cause of an oscillation of the barycentre (or centre of gravity) of negative charges of the electrons with respect to the positively charged nucleus, which constitutes an oscillating **electric dipole**, which radiates in all directions and acts as a microscopic transmitting **antenna**. Figure 4 shows the dipole induced on an atom, but the same mechanism occurs on a molecule.

Note that the wave is re-emitted at the same frequency as the incident wave or that the scattered photons have the same energy as the incident photons. But the intensity of the scattered radiation is **inversely proportional to the power 4 of the wavelength** of the incident radiation. It is therefore a selective phenomenon that favours the shortest wavelengths of the spectrum (purple, blue). So, since the wavelength of violet light is twice shorter than that of red light, violet light is 16 times more diffused than red light, which explains the blue colour of the sky during the day.

On the other hand, at dawn and dusk, when the Sun is low on the horizon, the thickness of the atmospheric layer crossed by the

radiation to reach our eyes is much greater than during the day. The short wavelengths are scattered in all directions, so that the observer looking in the direction of the Sun sees mainly the longest wavelengths, those associated with the red color. This is why the sky appears orange-red in the direction of the setting or rising Sun. Finally, it should be noted that if we observe the sky in the direction of the Sun in broad daylight (which is dangerous), the Sun appears white because we mainly receive a directly transmitted light that is much more intense than the scattered light.

4. Grey sky with Mie's scattering



Figure 5. The dust and pollutants above Grenoble cause a greyish and bluish cloud due to Mie's scattering. [© Philippe Combet]

When the **size of the particles** which are present in the atmosphere is slightly **larger or of the same order of magnitude than the wavelength** of the radiation, Rayleigh scattering gives way to Mie scattering, whose mechanisms and properties are different. This concerns water droplets, ice crystals, aerosols in the atmosphere (dust, smoke, pollens). This scattering is **inversely proportional to the wavelength of the incident radiation**, favouring blue but colour but in a much less pronounced way than for Rayleigh scattering. It rather occurs in the lower layers of the atmosphere, which are the most loaded in aerosol, and gives to the sky colour a faded blue or even greyish appearance (Figure 5).

Then, the different shades of blue taken by the sky depend on the amount of water vapour and dust in the air. As this amount increases, the scattering at all wavelengths is amplified, resulting in an increase in the proportion of green and yellow giving a lighter hue to the blue. On the other hand, the absence of dust and water droplets allows blue radiation to predominate, as can be seen in high mountains.

5. White clouds and non-selective scattering

This scattering occurs when the **size of atmospheric particles is much larger than the wavelength** of the radiation. It is due in particular to water droplets found in clouds and fogs, which have a size of the order of 100 micrometers. The **non-selective scattering** then affects all wavelengths (hence its name) which explains the white color of the clouds. The same phenomenon explains the white colour of the snow because the light is scattered by snow crystals of millimeter size. When we see dark clouds, it is because sunlight is absorbed or scattered by other clouds between the Sun and those visible from the ground.

Figure 6 summarizes and maps the different scattering modes of the atmosphere, which directly influence the colour of the sky as a function of the wavelength of the radiation, its angle of incidence and the nature of the scattering particles.

6. Why is the night black?

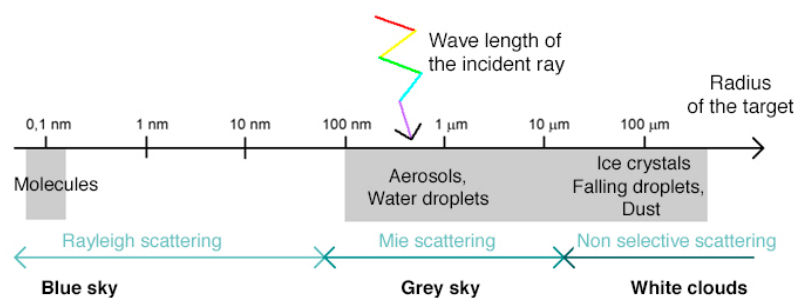


Figure 6. Different types of scattering of solar radiation in the atmosphere.

In space, in the absence of atmosphere, the sky appears all black with light sources corresponding to planets, stars and the solar disk. We may also wonder why on Earth surface the night is black. In fact, several phenomena contribute to the darkness of the sky although the latter is not perfectly and uniformly black. The Moon and stars give a poor light on our planet and the phenomena described above exist. This time the explanation comes from our ability to perceive light, and therefore from our retina. It consists of cones and rods. **Only the rods are sensitive to weak lights and they do not perceive colours** (at night all cats are grey), unlike cones, which are sensitive to colours and are active in brighter light.

Even in the absence of an atmosphere, the sky would not be completely black in an infinite universe uniformly populated by stars, because the superimposed image of all distant stars would produce a uniform background of light. This is what can be observed in the disc formed by our galaxy, the Milky Way, where the density of stars is high. If we consider all the galaxies, the lighting is also not uniform because of another mechanism: the expansion of the universe. The further away the galaxies are, the faster they move away and the more their light is shifted to long wavelengths, i.e. to red and then to infrared, outside our visible spectrum. It is the Doppler effect on light, similar to the mechanism that makes us hear the sound of a vehicle higher or lower as it approaches or moves away from us.

The light on Earth that allows us to observe and often to admire nature comes largely from our star, the Sun. We have seen how the particles, droplets or objects that make up the atmosphere can affect the colours of the sky. This is why the Earth is often called **the blue planet**, as observed by cosmonauts. They do not see the land and for them the oceans are mirrors that reflect the blue image of the atmosphere, spotted with white or grey clouds.

L'Encyclopédie de l'environnement est publiée par l'Université Grenoble Alpes - www.univ-grenoble-alpes.fr

Pour citer cet article: **Auteur** : BELORIZKY Elie (2019), The colours of the sky, Encyclopédie de l'Environnement, [en ligne ISSN 2555-0950] url : <http://www.encyclopedie-environnement.org/?p=6926>

Les articles de l'Encyclopédie de l'environnement sont mis à disposition selon les termes de la licence Creative Commons Attribution - Pas d'Utilisation Commerciale - Pas de Modification 4.0 International.
