



# Plastic pollution at sea: the seventh continent

## Auteurs :

**TER HALLE Alexandra**, Chargée de Recherche au CNRS, équipe SMODD (Systèmes Moléculaires Organisés et Développement Durable), IMRCP, Toulouse

**PEREZ Emile**, Directeur de recherche au CNRS, équipe SMODD (Systèmes Moléculaires Organisés et Développement Durable), IMRCP, Toulouse

07-02-2019

*The world's largest waste dumpsites are far from our eyes, thousands of kilometres from French territory. They are called the seventh continent because these polluted areas are as large as a continent. It is estimated that 80 to 120 tonnes of waste ends up at sea every minute; a large part of this waste is plastic. While the densest debris accumulates on the seabed, floating debris is carried by currents, converging and accumulating in sub-tropical gyres, large circular currents. What are the effects of this plastic pollution on the environment and on man?*

## 1. Where does plastic pollution come from?

Since its commercial development in the 1950s, plastic has been a real success. Its world production follows an *exponential*. It reached 288 million tonnes in 2012, an increase of 620% over 1975. The success of plastic comes from its remarkable qualities: ease of shaping, low cost, rot-resistance, mechanical resistance... It is the ideal material for packaging, which is its main sector of use (40 to 50%, according to PlasticsEurope [\[1\]](#)).

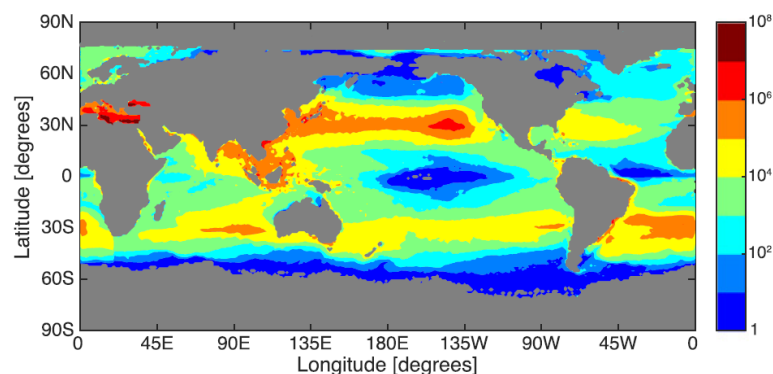
It is estimated that 80% of marine waste comes from land. This pollution comes mainly from household waste, which is poorly collected, poorly recycled or abandoned in the wild or on the roadside. This waste will be carried by the winds, pushed by the rains to take the path of sewers, rivers and streams, and then end up in the oceans. Negligence is the main cause of this pollution, to which must be added natural disasters such as floods and tsunamis.

It is estimated that poor management of household or municipal waste was responsible for 5 to 13 million tonnes of plastic pollution in the oceans in 2010 [2]. Even more worryingly, this figure could increase tenfold by 2025, or 50 to 130 million tonnes of plastic that could be dumped annually into the oceans. This increase is mainly due to the increase in plastic consumption in emerging countries that have not yet set up collection and recycling infrastructures.

## 2. How does it accumulate in gyres?

Surface pollution of the marine environment, which is very emblematic, has attracted much attention from the scientific community and the general public. But in fact no ecosystem is spared. Even the most remote places are affected: bays, estuaries, lakes, deserts and abyssal plains are also contaminated by plastic. As for the pollution of rivers, it must be studied in greater depth, especially since they are the main vehicles from plastics to the sea.

Although the first signs of this plastic pollution at sea date back to the 1970s, it was not until the 1990s that an American navigator and expert in this field, C. Moore [3], alarmed the scientific community about the accumulation of plastic in certain areas. Plastic debris degrades very slowly and persists in the marine environment. Under the influence of the circular currents that animate the five major ocean basins, they accumulate in the "**sub-tropical gyres**". These large anticyclonic vortex movements (i.e. contrary to the direction of Earth's rotation) are accompanied by a slow converging flow at the surface, which concentrates the floating particles.




*Figure 1. Mapping of ocean pollution by micro-plastics. The scale on the right expresses the concentrations of micro-plastics near the surface, in number of pieces per km<sup>2</sup> (in logarithmic scale). [Source: Figure from E. van Sebille's article, Environmental Research Letters 2015]*

There are 5 oceanic accumulation areas for plastics in the North Pacific, South Pacific, North Atlantic, South Atlantic and Indian Oceans respectively. These 5 accumulation zones appear in orange or red on the map in Figure 1, as do the Mediterranean Sea and the Black Sea, which also have high concentrations of plastic debris.

We commonly talk about a plastic continent but these are not land on which we could walk. The name of the 7th continent comes from the fact that the areas of plastic pollution accumulation are as vast as continents. The largest area is located in the North Pacific and is nearly 6 times the size of France or 3.4 million square kilometres.

### 3. What is the condition of the plastic?



*Figure 2. Plastics collected in the North Atlantic gyre during the 7th Continent Expedition in May 2014. The pieces typically measure 1 to 2 millimeters. [Source: [www.septiemecontinent.com](http://www.septiemecontinent.com)]*

For its various uses, plastic has been designed to be rotproof and durable. Once in the environment this property becomes a major disadvantage. Depending on its nature, the life span of a plastic can range from a few years to several centuries. At sea, under the effect of wave abrasion and solar radiation, plastic breaks up. Thus, in sub-tropical gyres, the majority of the debris is fragments that are only a few millimetres in size, as shown in Figure 2.

The seventh contains rather a soup of small pieces of plastic, particles called **micro-plastics**. Surface concentrations in sub-tropical gyres are 200,000 to 600,000 pieces per square kilometre. This plastic pollution extends over millions of square kilometres, so it can be estimated that ,000 billion particles float in our oceans [\[4\]](#).

### 4. What are the effects on the environment?

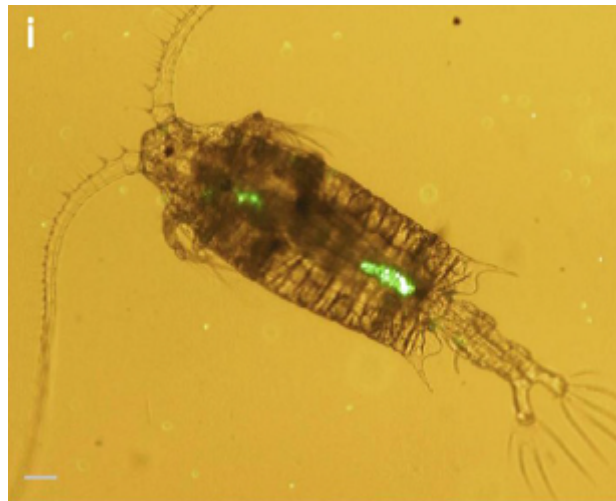
#### 4.1. Trapped animals, swallowed plastics



*Figure 3. Bird with a wire on its leg taken during the 7th Continent Expedition in June 2015. [© Vinci Sato - [www.septiemecontinent.com](http://www.septiemecontinent.com)]*

The first and most direct effect of this pollution is the **entrapment of** animals in drift nets or large debris. It is a major cause of death of marine mammals, turtles and birds.

A second direct effect is **ingestion**. It is now accepted that this concerns the entire food chain of the marine ecosystem. There is a continuum of plastic debris sizes from several centimetres to one micron (thousandth of a millimetre) or even one nanometre (millionth of a millimetre).

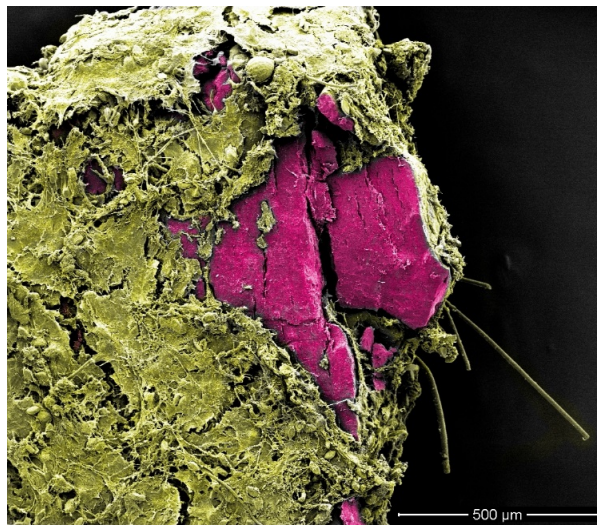


*Figure 4. Photo of a Centropages typicus copepod containing 7.3 µm polystyrene particles visualized by fluorescence microscopy (dorsal view). [Source: Photo from the article Microplastic ingestion by zooplankton, Environmental Sciences and Technology, 2013, volume 47, pp 6646-6655]*

Each size of marine organism in the food chain corresponds to a size of debris that may be ingested. After ingestion, plastic accumulates in the digestive system of animals, which then feed less and eventually die. In Figure 4 we can see micrometric pieces of polystyrene that have accumulated in the digestive system of a copepod (zooplankton) [\[5\]](#).

## 4.2. Invasive species transported

A large number of organisms, some of which can be invasive, cling to plastics and are carried with them by currents over thousands of kilometres for several decades. This is a real danger to the balance of ecosystems.



*Figure 5. SEM (Scanning Electron Microscopy) photo of a micro-plastic recovered during a 7th Continent expedition in May 2014 in the sub-tropical gyre of the North Atlantic. The image is artificially coloured to accentuate contrasts. The plastic appears in pink. A large part of the micro-plastic, which is 2 mm long, is covered with a biofilm based on bacteria, diatoms and other micro-organisms.*

The organisms associated with plastic are as diverse as fish, algae, shellfish..... They can be visible to the naked eye or of microscopic size. In addition, it has been shown that the bacteria that grow on plastics in gyres are different from the natural bacteria in the marine environment. Some of them could be potentially pathogenic. This set of organisms associated with plastic is called the **plastisphere** (Figure 5).

### 4.3. Proven chemical pollution

These plastic debris represent chemical pollution for several reasons. They contain compounds that can be chemically transferred to marine organisms upon ingestion (they are called **bio-available**). Some of these molecules are potentially toxic and can accumulate in the body (they are **bio-accumulative**). In addition, during the ageing of plastics in the environment, chemical compounds incorporated during their manufacture (mainly additives) may be released into the environment or when ingested by organisms.

Plastics are also vectors of persistent organic pollutants. Some plastics have the ability to concentrate pollutants present in the environment during their long stays in rivers, streams and oceans. Plastics can thus multiply the initial concentration of these molecules by a factor of up to 100,000. These molecules may also **bioaccumulate** in living organisms, i.e. concentrate along the food chain. In an article in the journal Nature in 2013, several researchers came together to propose classifying plastic debris as a hazardous substance [6]. No further action at this time.

Pollution of ecosystems by plastics is a highly complex issue and scientists are not yet able to fully assess its consequences on ecosystem balance and consumer health. The social and economic impacts are also certain and significant. A commitment from public authorities is needed to improve the management of municipal waste. Awareness and commitment on the part of everyone is also essential.

---

### References and notes:

[1] PlasticsEurope: <http://www.plasticseurope.fr/>

[2] Jambeck, J. R.; Geyer, R.; Wilcox, C.; Siegler, T. R.; Perryman, M.; Andrady, A.; Narayan, R.; Law, K. L. (2015) "Plastic waste inputs from land into the ocean", *Science* **347**, (6223), 768-771.

[3] Moore, C. J. (2008) "Synthetic polymers in the marine environment: A rapidly increasing, long-term threat". *Environmental Research* **108**, (2), 131-139.

[4] Eriksen, M.; Lebreton, L. C. M.; Carson, H. S.; Thiel, M.; Moore, C. J.; Borerro, J. C.; Galgani, F.; Ryan, P. G.; Reisser, J., (2014) "Plastic Pollution in the World's Oceans: More than 5 Trillion Plastic Pieces Weighing over 250,000 Tons Afloat at Sea". *Plos One* **9** (12).

[5] Cole, M.; Lindeque, P.; Fileman, E.; Halsband, C.; Goodhead, R.; Moger, J.; Galloway, T. S., (2013) "Microplastic Ingestion by Zooplankton". *Environmental Science & Technology* **47**, (12), 6646-6655.

[6] Rochman, C. M.; Browne, M. A.; Halpern, B. S.; Hentschel, B. T.; Hoh, E.; Karapanagioti, H. K.; Rios-Mendoza, L. M.; Takada, H.; Teh, S.; Thompson, R. C., (2013) "Classify plastic waste as hazardous". *Nature* **494**, (7436), 169-171.

---

L'Encyclopédie de l'environnement est publiée par l'Université Grenoble Alpes - [www.univ-grenoble-alpes.fr](http://www.univ-grenoble-alpes.fr)

Pour citer cet article: **Auteurs** : TER HALLE Alexandra - PEREZ Emile (2019), Plastic pollution at sea: the seventh continent, Encyclopédie de l'Environnement, [en ligne ISSN 2555-0950] url : <http://www.encyclopedie-environnement.org/?p=6986>

Les articles de l'Encyclopédie de l'environnement sont mis à disposition selon les termes de la licence Creative Commons Attribution - Pas d'Utilisation Commerciale - Pas de Modification 4.0 International.

---